



NOVA PIONEER
SCHOOLS FOR INNOVATORS & LEADERS

YEAR-TO-DATE COMPARISON

Kenya & South Africa: 2018 <> 2019

KENYA



2018 & 2019 COMPARISON UPTO 23rd SEP - KE

APPLICATIONS 2018 VS 2019

APPLICATIONS UPTO SEPTEMBER 23 rd		
Campus	2018	2019
Boys Sec	288	486
Girls Sec	294	434
Athi Pri		648
Tatu Pri	434	1045
Total	1016	2613

ENROLMENTS 2018 VS 2019

ENROLLMENTS UPTO SEPTEMBER 23 rd		
Campus	2018	2019
Boys Sec	90	125
Girls Sec	78	100
Athi Pri		111
Tatu Pri	115	374
Total	283	710

2019 APPLICATIONS AGAINST TARGET

Campus	Applications	Target	% Achieved
Boys Sec	486	766	63%
Girls Sec	434	720	60%
Athi Pri	648	767	84%
Tatu Pri	1045	1112	94%

2019 ENROLMENTS AGAINST TARGET

Campus	Enrolment	Target	% Achieved
Boys Sec	125	204	61%
Girls Sec	100	204	49%
Athi Pri	111	286	39%
Tatu Pri	374	477	78%

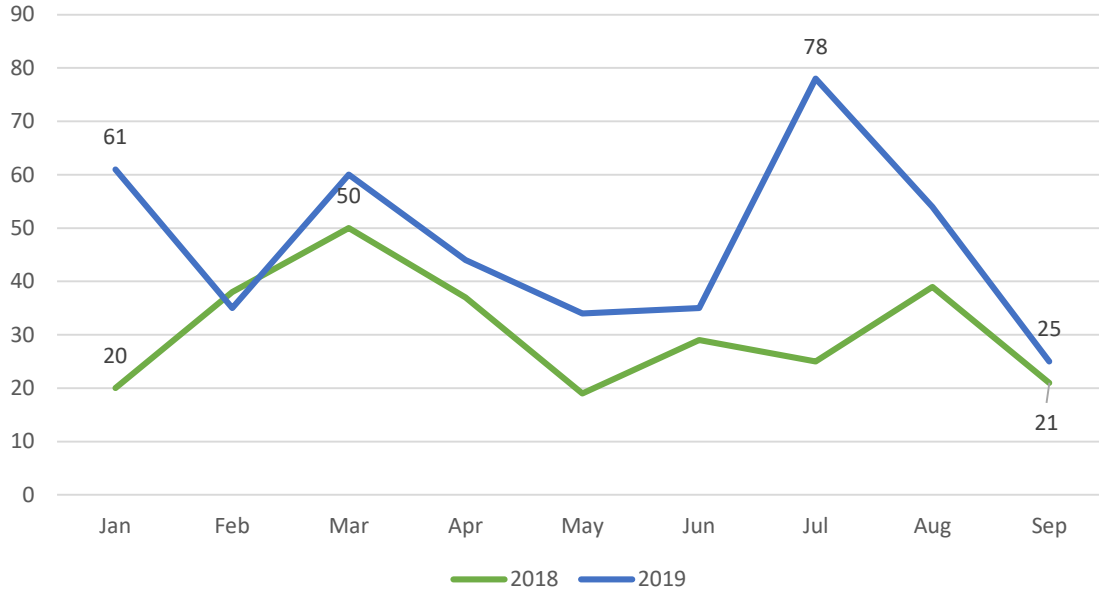


How Full Are We? – APPLICATIONS BY GRADE

ADMISSIONS 2019										
	Grade	Play Group	PP1	PP2	G1	G2	G3	G4	Form 1	
NP Tatu Pri	Applications	157	123	143	260	111	117	134		
	Enrolment	50	35	54	110	36	42	47		
	% Full	70%	76%	95%	86%	68%	70%	76%		
NP Athi pri	Applications	107	74	88	156	87	97			
	Enrolment	16	13	17	36	16	14			
	% Full	21%	54%	57%	38%	50%	44%			
NP Boys Sec	Applications									486
	Enrolment									125
	% Full									61%
NP Girls Sec	Applications								432	
	Enrolment								100	
	% Full								49%	



NP BOYS SECONDARY – MONTHLY TREND IN APPLICATIONS

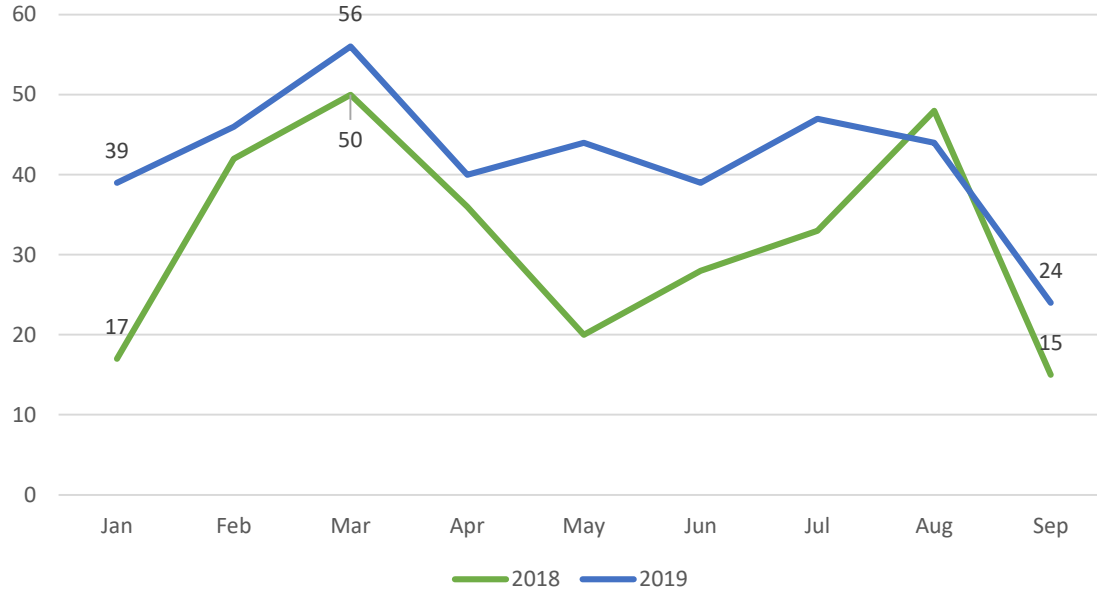


Highlights:

- In 2018, we had a total of 288 applications by 23rd September for NP Boys Secondary.
- We have 486 applications in 2019. This represents an increase of 198 (69%).



NP GIRLS SECONDARY – MONTHLY TREND IN APPLICATIONS

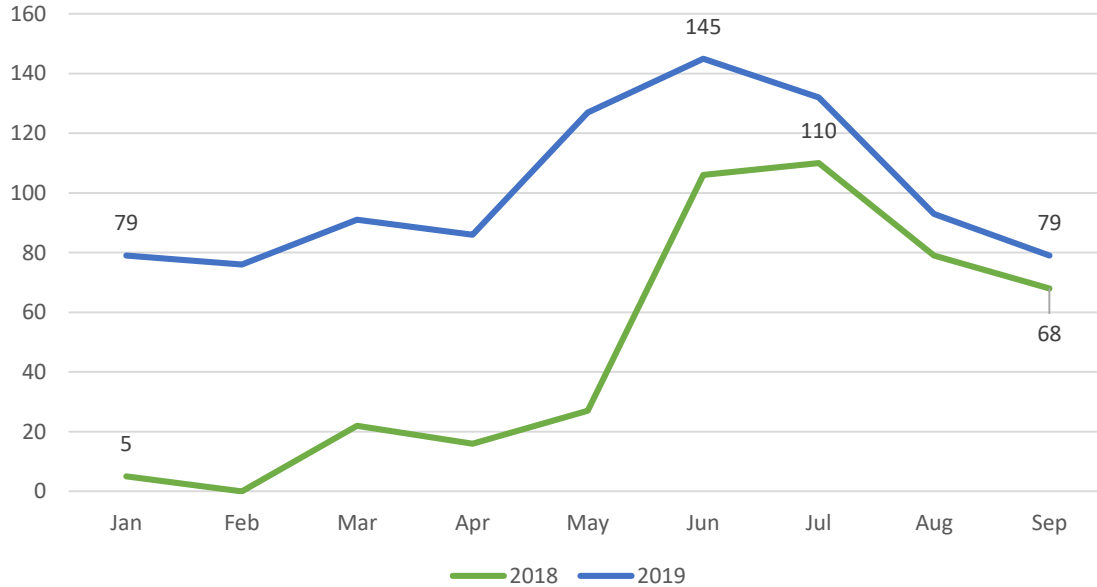


Highlights:

- In 2018, we had a total of 294 applications by 23rd September for NP Girls Secondary.
- We have 434 applications in 2019. This represents an increase of 140 (48%).



NP TATU PRIMARY – MONTHLY TREND IN APPLICATIONS

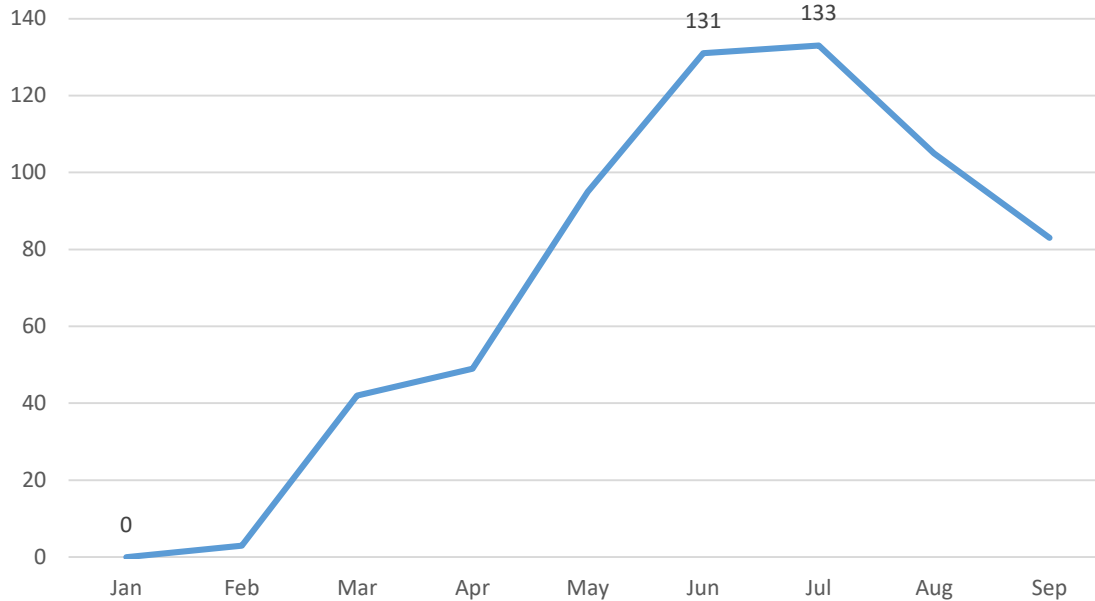


Highlights:

- In 2018, we had a total of 434 applications by 23rd September for NP Tatu Primary.
- We have 1045 applications in 2019. This represents an increase of 611 (140%).



NP ATHI PRIMARY – MONTHLY TREND IN APPLICATIONS



Highlights:

- We have received 648 applications for Athi Primary, for 2019. This is an increase of 49% from our Tatu Primary applications last year.
- We received our highest number of applications on July (133).

SOUTH AFRICA



2018 & 2019 COMPARISON UPTO 23rd SEP - SA

APPLICATIONS 2018 VS 2019

APPLICATIONS UPTO SEPTEMBER 23rd

Campus	2018	2019
NP Midrand	174	328
NP North Riding	47	196
NP Ormonde	527	841
NP Paulshof	71	198
Total	819	1563

ENROLMENTS 2018 VS 2019

ENROLMENTS UPTO SEPTEMBER 23rd

Campus	2018	2019
NP Midrand	35	67
NP North Riding	8	77
NP Ormonde	123	212
NP Paulshof	28	104
Total	194	460

2019 APPLICATIONS AGAINST TARGET

Campus	Applications	Target	% Achieved
NP Midrand	328	527	62%
NP North Riding	196	436	45%
NP Ormonde	841	1056	80%
NP Paulshof	198	434	46%

2019 ENROLMENTS AGAINST TARGET

Campus	Enrolments	Target	% Achieved
NP Midrand	67	216	31%
NP North Riding	77	172	45%
NP Ormonde	212	366	58%
NP Paulshof	104	260	40%



How Full Are We? – APPLICATIONS BY GRADE

NP MIDRAND													
Grade	000	00	0	R	1	2	3	4	5	6	7	8	9
Applications	21	37	1	74	95	25	29	22	24				
Enrolment	4	4	0	18	22	1	0	2	1				
% Full	17%	100%	0%	50%	64%	10%	6%	15%	27%				

NP NORTH RIDING													
Grade	000	00	0	R	1	2	3	4	5	6	7	8	9
Applications	26	22	0	56	48	14	14	7	9				
Enrolment	12	5	0	16	9	3	2	0	0				
% Full	57%	68%	0%	50%	42%	27%	43%	0%	0%				



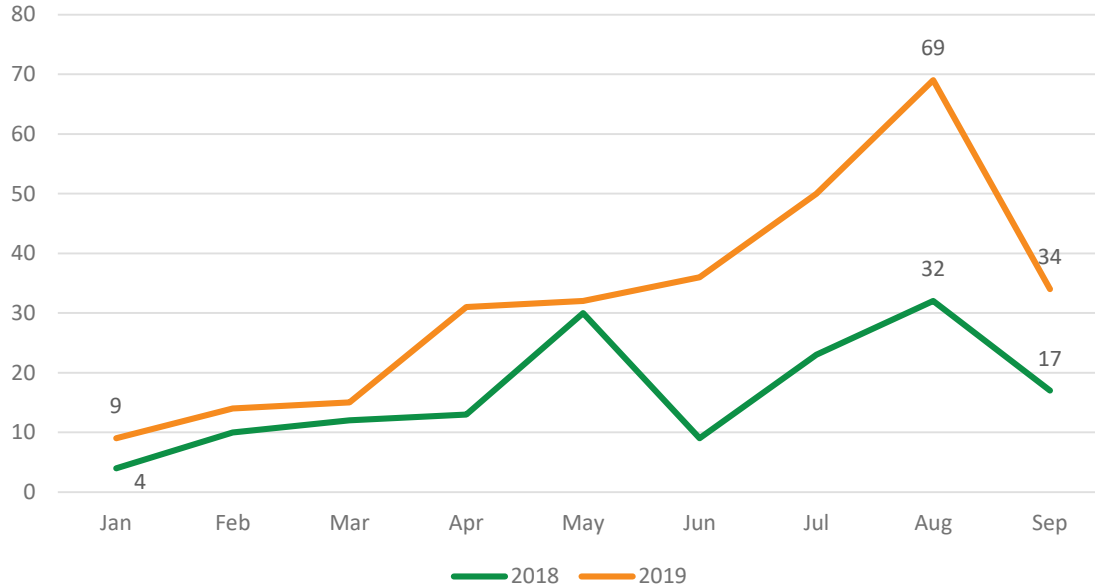
How Full Are We? – APPLICATIONS BY GRADE

NP ORMONDE													
Grade	000	00	0	R	1	2	3	4	5	6	7	8	9
Applications			0	163	185	44	70	58	40	37		216	28
Enrolment			0	46	53	3	9	14	9	7		55	6
% Full			0%	69%	100%	44%	100%	88%	71%	100%		63%	60%

NP PAULSHOF													
Grade	000	00	0	R	1	2	3	4	5	6	7	8	9
Applications	27	23	0	52	50	11	16	19					
Enrolment	14	8	0	24	19	3	3	6					
% Full	64%	39%	0%	56%	39%	19%	55%	17%					



NP MIDRAND – MONTHLY TREND IN APPLICATIONS

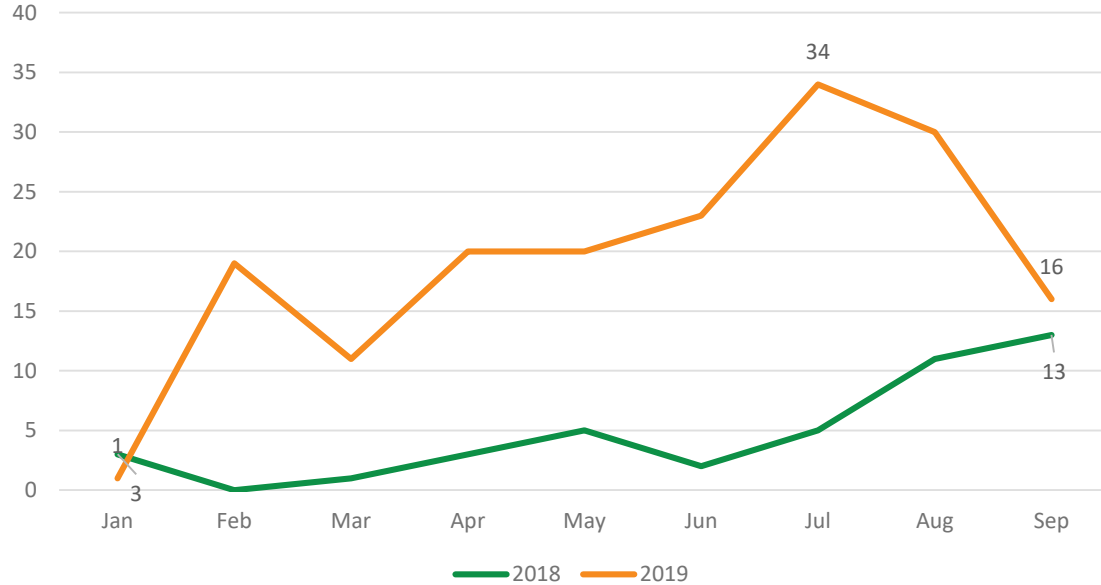


Highlights:

- In 2018, we had a total of 174 applications by 23rd September for NP Midrand.
- We have 328 applications in 2019. This represents an increase of 154 (89%).



NP NORTH RIDING – MONTHLY TREND IN APPLICATIONS

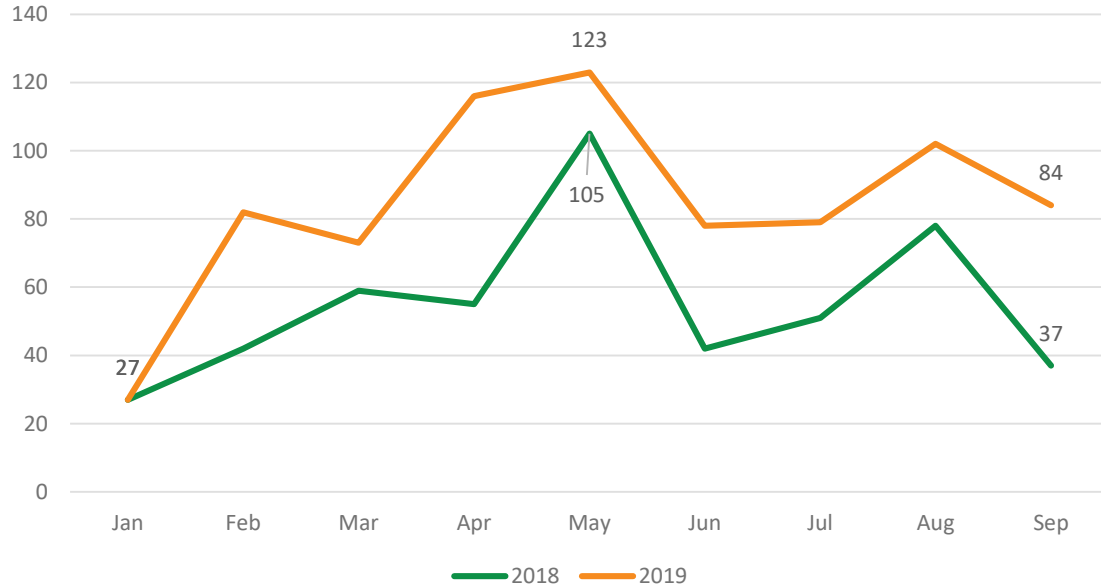


Highlights:

- In 2018, we had a total of 47 applications by 23rd September for NP North Riding.
- We have 196 applications in 2019. This represents an increase of 149 (317%).



NP ORMONDE – MONTHLY TREND IN APPLICATIONS

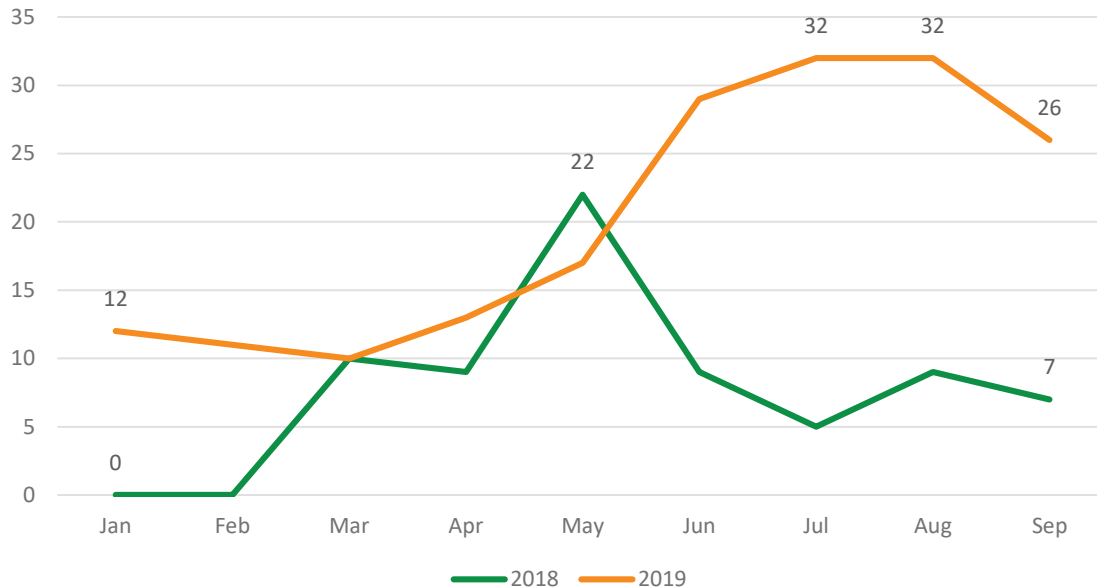


Highlights:

- In 2018, we had a total of 527 applications by 23rd September for NP Ormonde.
- We have 841 applications in 2019. This represents an increase of 314 (60%).



NP PAULSHOF- MONTHLY TREND IN APPLICATIONS



Highlights:

- In 2018, we had a total of 71 applications by 23rd September for NP Paulshof.
- We have 197 applications in 2019. This represents an increase of 126 (177%).

THANK YOU!